



SOLITEX[®] ADHERO

Full-surface self-adhesive airtightness and weathering-protection membrane

SOLITEX ADHERO allows airtightness to be achieved - for example, on mineral subsurfaces and wood-based products. At the same time, it provides protection against weathering to structures during the construction phase.



Advantages

- ✓ Protects the structure: Diffusion-permeable and maximum protection against driving rain
- ✓ Keeps building components dry by means of a pore-free moisture-active functional membrane
- ✓ Easy and reliable installation thanks to its split release film - sticks immediately to subsurfaces with sufficient load-bearing capacity
- ✓ Permanent protection thanks to the high resistance to ageing and heat of the TEEE membrane
- ✓ 3 months of outdoor exposure



www.proclima.com

... and the insulation
is perfect



SOLITEX® ADHERO installation instructions

Use as a temporary seal on non-sloped surfaces during the construction period



1

Clean coarse dirt and remove any protruding elements.



2

Remove loose material using compressed air or a sweeping brush.



3

Mark the position of the first membrane on the subsurface.



7

Stick the next membrane in place with 15 cm of an overlap onto the previous membrane.



8

Avoid standing water on the membranes. If necessary, provide floor drainage or remove water by suction.



9

Practical example: remove water from the building using flexible piping installed on the underside.

Wall applications



1

The membranes are generally installed horizontally.




2

Possible alternative: vertical installation. Always rub the membrane firmly into place using the PRESSFIX XL application tool.




3

Sealing to rough subsurfaces using ORCON F.




4

Roll out SOLITEX ADHERO along the marking ...




5

... and gradually stick it to the subsurface.




6

Press or roll the membrane firmly into place, e.g. using the PRESSFIX XL application tool.



10

Fold wall joints up by about 10 – 15 cm above the horizontal surface.



11

Controlled drying of the building site: speed up drying of any damp building components.



12

Additionally seal membrane overlaps at protruding walls using ORCON F.



4

Form the sub-sill flashing using EXTONSEAL ENCORS.



5

Seal the window joints on the inside and outside using CONTEGA.



6

Pipe feed-through with ROFLEX/KAFLEX.

SOLITEX® ADHERO

Full-surface self-adhesive airtightness and weathering-protection membrane



PRESSFIX XL
Pressing aid for pro clima
SOLITEX ADHERO



Technical data

	Substance
Protective and covering fleece	Polypropylene microfibre
Adhesive	special pressure sensitive acrylic adhesive
Membrane	monolithic TEEE
Release film	silicone-coated PE film, split 25/125 cm (~10"/49")
Attribute	Value
Surface weight	240 ±5 g/m ² ; 0.79 ±0.02 oz/ft ²
Thickness	0.70 ±0.05 mm ; 28 ±2 mils
sd-value/sd-value humidity variable	0.40 ±0.08 m/0.25 - 0.8 m
Reaction to fire	E
Exposure time	3 months
Water column	10 000 mm ; 32' 10"
Water tightness non-aged/aged*	W1 / W1
Airtightness	passed
Tensile strength MD/CD MD/CD aged*	250 ±30 N/5 cm / 200 ±30 N/5 cm ; 29±3 lb/in 23 ±3 lb/in / 190 ±20 N/5 cm / 160 ±20 N/5 cm ; 22±2 lb/in / 18 ±2 lb/in
*) Artificial ageing by long term at 100 °C ; 212 °F	passed
Temperature resistance	permanent -40 °C to 100 °C ; -40 °F to 212 °F
Roof lining membrane	UDB-A
Temporary roof covering; suitable as ...	yes

Delivery form

Art. no.	GTIN	Length	Width	Contents	Weight	Sales unit	Container
1AR01513	4026639215130	30 m	1.50 m	45 m ²	12 kg	1	24

Further information about the application and construction can be found in the pro clima planning documentation.

Technical support:

IE Ecological Building Systems ☎ 00353 46 9432104, 00353 46 9432435,
info@ecologicalbuildingsystems.com
UK Ecological Building Systems UK ☎ 0044 1228 711511, 0044 1228 712280,
info@ecologicalbuildingsystems.com
USA 475 High Performance Building Supply, NY ☎ 11231, 800-995-6329,
info@foursevenfive.com

MOLL
bauökologische Produkte GmbH
Rheintalstraße 35 - 43
D-68723 Schwetzingen
Tel.: +49 (0) 62 02 - 27 82.0
eMail: info@proclima.de
www.proclima.com



The information provided here is based on practical experience and the current state of knowledge. We reserve the right to make changes to the recommended designs and processing or to make alterations due to technical developments and associated improvements in the quality of our products. We would be happy to inform you of the current technical state of the art at the time you use our products.