

Ubiflux F150

Space saving heat recovery unit



➔ Introducing the Ubiflux F series mechanical ventilation with heat recovery units for installation predominantly in a suspended ceiling. There are two models available per unit size, for the 150 m³/h units we have the F150 and F150+. The units are flat, quiet, and simple to install. Both models are also equipped as standard with a 100% automatic bypass and preheater. If desired, CO₂ and moisture sensors can be connected. The ventilation units can be installed in the ceiling void or on the wall to provide excellent indoor air quality in your home or office.

➔ Characteristics

- High ventilation rate of 150 m³ / h
- Heat recovery with an efficiency of 78% *
- Easy to install
- Minimal installation height
- Constant flow control
- 100% summer bypass supplied as standard
- Frost Protection
- Filter indication
- Unlimited adjustable fan speed
- Remote control
- Preheater

➔ Optional Extras

- 4-position switch
- Wireless control
- CO₂ sensor (only F150+)
- Humidity sensor (only F150+)
- RH (humidity) sensor in general "Channel from the home"

Item number 100000888238 Ubiflux F150
Item number 100000888239 Ubiflux F150+

*Measured according to BS-EN 308:1997





➔ Service

The control panel supplied as standard gives you complete freedom to adjust the F150 ventilation unit to your own preferences. The unit is equipped with a clearly readable display that shows you all the information necessary - fan speed, current time, activated program and filter indications are just some of the data available at a glance and without having to press a key.

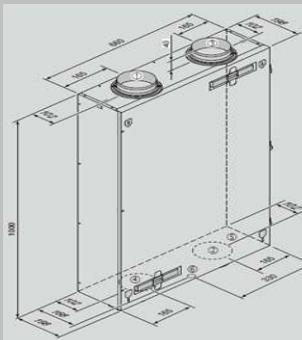
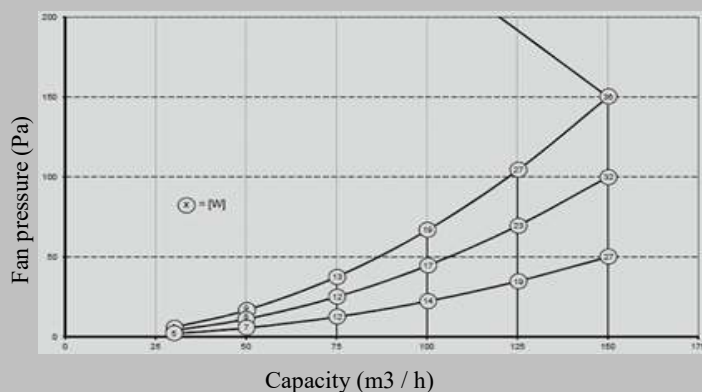


Ubiflux F150 units

Specifications

Dimensions of unit (L x W x H) [mm]	1000 x 660 x 198				
Weight [kg]	24.5				
Installation	In ceiling / on wall				
Connections of pipes [mm]	4 x 125mm				
Water drain connection [“]	3/4				
Filter class	G4				
Power [V / Hz] supply voltage	230/50				
Fan setting factory settings with standard remote control					Maximum
Capacity [m ³ / h]	30	75	100	125	150
Acceptable air resistance [Pa]	2-6	13-38	22-66	35-105	50-150
Power consumption (excl. Pre-heater) [W]	11-12	19-27	27-37	38-52	53-72
Power consumption (excl. Pre-heater) [A]	0.14-0,15	0.20-0.28	0.27-0.35	0.36-0.47	0.49-0.64
Power consumption (incl. Pre-heater) [A]	5				
Water tightness level	IP30				
Item code	F150: 100000888238 / F150+: 100000888239				

Connections	F150 (Basic)	F150+ (Plus)
E-bus connection	Yes	Yes
4-position switch	Optional	Optional
Pre-heater (max. 1000 W)	Yes	Yes
Extra pre-heater or post-heater (max. 1000 W)	No	Optional
Programmable external switch contact (on / off or 0-10 V)	No	Yes
Extra 0-10 V input	No	Yes
0-10 V output	No	Yes
Earth sensor heat exchanger	No	Yes (1)
24 V output	No	Yes



(1) When the geothermal exchanger is connected, it is no longer possible to connect a post-heater to the Ubiflux.

* the values given in the graph are the power used (Watt) per fan.